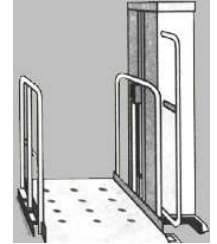




1501 Chester Road, Raleigh, NC 27608-2023  
 919-829-1479  
 Toll Free 888-462-4346  
 Fax 919-832-1412  
 www.Image-Management.com  
 Info@Image-Management.com

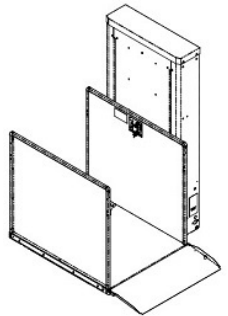
## Image Management, LLC Vertical Platform Lift Questionnaire & Measurements

This worksheet/questionnaire is for a vertical platform lift – also known as VPL, porch lift, residential lift, home lift, wheelchair lift, etc. Use this document to gather some facts and then contact us to discuss the solution.



### Contact Info/Location of Project:

- Name \_\_\_\_\_
- Project Address \_\_\_\_\_
- Phone \_\_\_\_\_
- Email \_\_\_\_\_

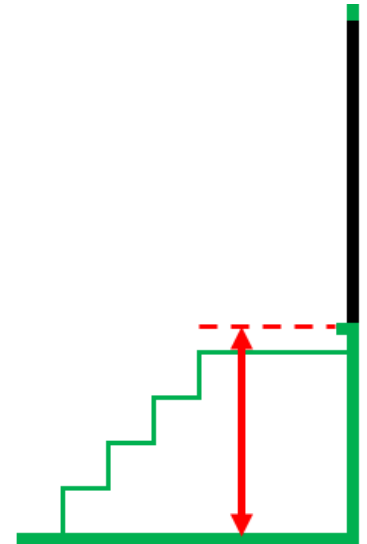


### Time Frame/Preferences:

- When do you anticipate needing the lift? \_\_\_\_\_
- Preference - Purchase New? Purchase Used? Rent? \_\_\_\_\_
- If rental, how long do you anticipate needing? \_\_\_\_\_

### Rider and General Site Info:

- Rider? Approximate weight of heaviest rider? \_\_\_\_\_
- Does the rider use a power/wheelchair? \_\_\_\_\_
- Is site Indoors, In-garage or Outdoors? \_\_\_\_\_
- Is your site residential or commercial? \_\_\_\_\_
- What is needed height (in inches)? See diagram at right. \_\_\_\_\_
- Does installation location have 120VAC power nearby? \_\_\_\_\_
- What are dimensions of upper landing/porch? \_\_\_\_\_
- Does lower landing location already have concrete pad? \_\_\_\_\_



- Describe planned location: (Ex. From garage floor to entry of house, from ground to porch/deck, etc.) \_\_\_\_\_
- Describe the upper and lower landing: current location of steps, obstructions, etc. \_\_\_\_\_

- If you can, take a few pictures of your site – from multiple angles, showing doorway/threshold, showing existing stairs, showing any obstructions, etc.
- Scan or take a picture of both pages of this document and send this document and any pictures to [Info@Image-Management.com](mailto:Info@Image-Management.com) or you can text them to nine-one-nine-522-0538.
- Anything else you'd like us to know?