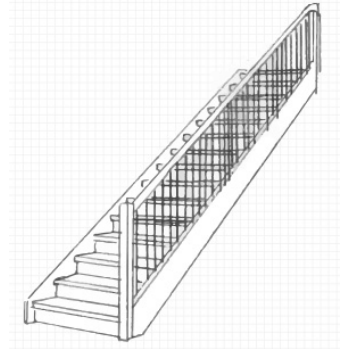


## Image Management, LLC Straight Stair Lift Questionnaire & Measurements

This worksheet/questionnaire is for a straight stair lift.

If you have a curved, winder, etc. stairway, some of these questions are still applicable so feel free to use the document to gather some facts and then contact us to discuss the solution.



### Contact Info/Location of Project:

- Name \_\_\_\_\_
- Project Address \_\_\_\_\_
- Phone \_\_\_\_\_
- Email \_\_\_\_\_

### Time Frame/Preferences:

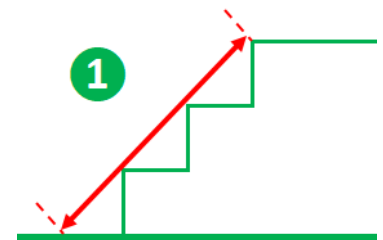
- When do you anticipate needing the lift? \_\_\_\_\_
- Preference - Purchase New? Purchase Used? Rent? \_\_\_\_\_
  - If rental, how long do you anticipate needing? \_\_\_\_\_

### Rider and Stairway Info:

- Rider? Approximate weight of heaviest rider? \_\_\_\_\_
- Are your stairs Indoors or Outdoors? \_\_\_\_\_
- Material (hardwood, carpet, concrete, etc.)
  - Material on the stair treads \_\_\_\_\_
  - Material on the upper landing \_\_\_\_\_
  - Material on the lower landing \_\_\_\_\_
- Obstructions on stairway – When Looking from bottom of stairs (Handrails, moldings, etc.)
  - Left side (when standing at bottom) \_\_\_\_\_
  - Right side (when standing at bottom) \_\_\_\_\_

### Let's get a few measurements: (There is a picture for each measurement.)

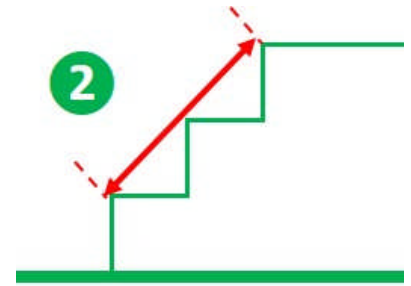
1. Front edge of upper landing to lowest landing floor. \_\_\_\_\_ inches  
 Keep your tape measure taut so there is no sagging.



## Image Management, LLC Straight Stair Lift Questionnaire & Measurements – PAGE 2

### Measurements - Continued: (There is a picture for each measurement.)

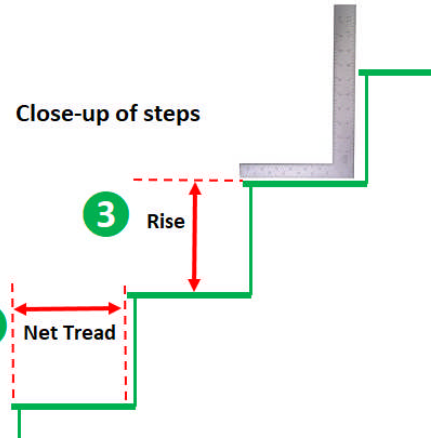
2. Front edge of upper landing to front edge of bottom step \_\_\_\_\_ inches  
*(Similar to but not exactly the same as measurement #1.)*



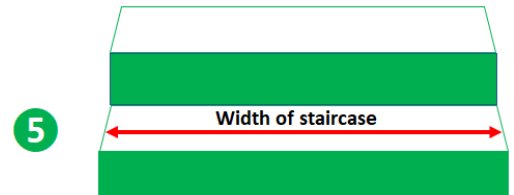
#### Let's get two step/tread measurements:

*(Note that a carpenter square or any other measurement tool with a right angle is very handy for these measurements.)*

3. Rise \_\_\_\_\_ inches
4. Net Tread \_\_\_\_\_ inches  
 If your step has a slight overhang, measure from the tip of the overhang



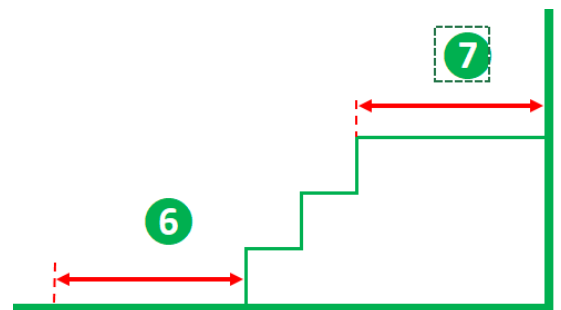
5. Width of staircase? \_\_\_\_\_ inches



#### What is at the top and bottom of staircase?

*(Possible obstructions – things that can't move - doors, door-less entries, halls, etc.)*

6. Distance from BOTTOM step to obstruction? \_\_\_\_\_ inches  
 What is the obstruction? \_\_\_\_\_
7. Distance from TOP step to obstruction? \_\_\_\_\_ inches  
 What is the obstruction? \_\_\_\_\_



If you can, take a few pictures of your steps – from the top, from the bottom, showing any obstructions, etc.

Scan or take a picture of both pages of this document and send this document and any pictures to [info@Image-Management.com](mailto:info@Image-Management.com) or you can text them to nine-one-nine-522-0538.

Anything else you'd like us to know?